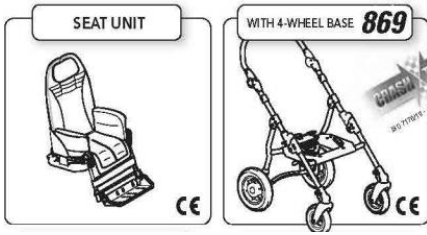


# BUG.

modular seating system

MODEL: ORM 869 (2014)



USE AND MAINTENANCE HANDBOOK

# ORMESA®

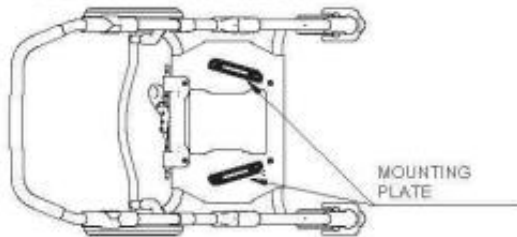
## ORMESA

### HOW TO ATTACH THE SEAT TO THE FRAME



- 1** AFTER APPLYING BRAKES, PLACE THE SEAT ON THE MOUNTING PLATE (Fig. A)

FIG. A  
VIEW FROM ABOVE THE FRAME



- 2** PUSH THE SEAT BACKWARDS SLIDING IT ON TO THE MOUNTING PLATE

- 3** OPERATE THE LOCKING LEVER. (AS IN FIG. B) THE CLICK OF THE SAFETY RED PUSH-BUTTON MEANS THAT IS WELL LOCKED

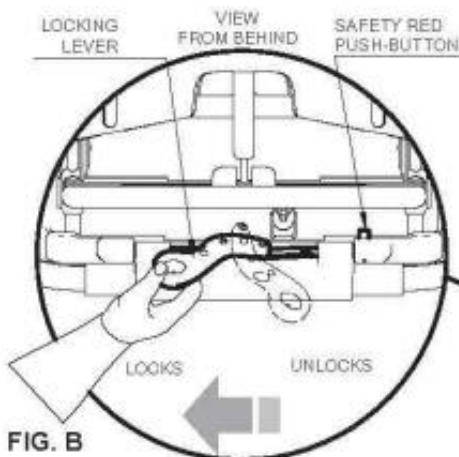
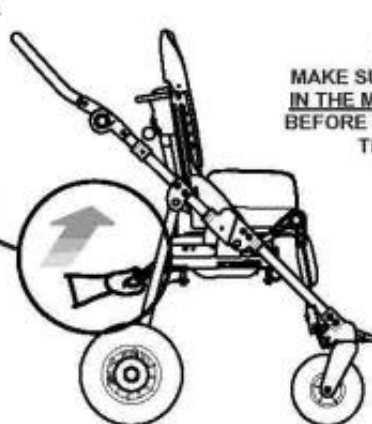


FIG. B



**⚠**  
**MAKE SURE THE SEAT IS IN THE MOUNTING PLATE BEFORE LOCKING IT WITH THE LEVER**

## HOW TO DETACH THE SEAT FROM THE FRAME



FIRST APPLY BRAKES

- 1- PRESS THE SAFETY RED PUSH-BUTTON
- 2- AT THE SAME TIME TURN THE LOCKING LEVER FROM LEFT TO RIGHT
- 3- SLIDE THE SEAT FORWARD

