

Ideas for Birthday and Christmas presents

Literacy - writing Steps 1 - 6



For hand massage

Sand for



dry textures



Slime/ gelli baff/
water beads for wet
textures (Gelli Baff and
water beads could be used dry first)



Ideas for Birthday and Christmas presents

Literacy - writing Steps 7 - 9



Paint Markers



Paint Sticks



Chunky Chalk



Jumbo Crayons



Playon Crayons

Egg Crayons



Pencil Crayons



Aqua mat

Ideas for Birthday and Christmas presents

Literacy - writing Steps 10



Sponges and rollers

Stamps



paper



play doh



Clay



Paint



chunky paint brushes

Glow pad

Ideas for Birthday and Christmas presents

Literacy - writing Steps 11



Felt tips



Glow sticks to imitate
Gross movements



Paint Brushes



Simple colouring in book



LCD writing tablet




A fun way to encourage
doing dots



Ideas for Birthday and Christmas presents

Literacy - writing Steps 12



First dot to dot



Black/ white board



Scratch board



Megasketcher



Foam Stampers

Ideas for Birthday and Christmas presents

Literacy - writing Steps 13



Design a post card/
write and send



Write a shopping list




Role play set




book of mazes to
encourage different movements

Ideas for Birthday and Christmas presents



Literacy - writing Steps 14



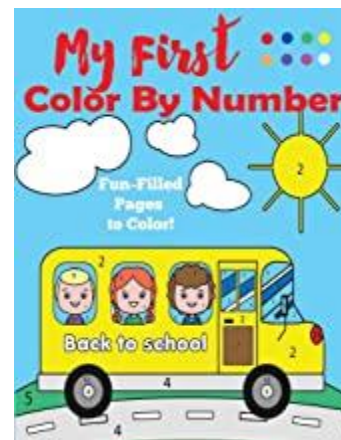
First writing book



a book with different lines in starts
the basis of letter formation




Colouring book



colour by numbers

Ideas for Birthday and Christmas presents


Literacy - writing Steps 15



Easy learn to draw



colour torches to imitate
shapes i n the air



Letter bingo



Different ideas
to help develop



word type bingo

Ideas for Birthday and Christmas presents

Literacy - writing Steps 15



A bag of letters to use to make words



Sequencing cards that can be used to tell/ write a story