

Friday: Incy Wincy Spider

- 1) Enjoy singing and signing with Mr Tumble <https://youtu.be/TMfPKUz3hvE>
- 2) Be Creative - create a spider see examples below.
- 3) Mark making - use different crayons, paint, pens etc to decorate Incy Wincy.
- 4) Explore paint using hands then print to create spiders.
- 5) Cooking activities - turn biscuits into spiders.
- 6) Interactive Rhymes.
- 7) Go on a spider hunt around the house and garden. Look for symbols of spiders or real ones.
- 8) Matching game match the coloured spiders.



Incy Wincy spider - interactive rhyme

Incy Wincy spider climbed up the waterspout

Walk fingers up child's legs and arms

Down came the rain and wash the spider out

Spray or flick child with water

Out came the sun and dried up all the rain


Shine torch

Now the incy wincy spider climbed up the spout again


Walk fingers up child's legs and arms

Sing twice







spider



spider

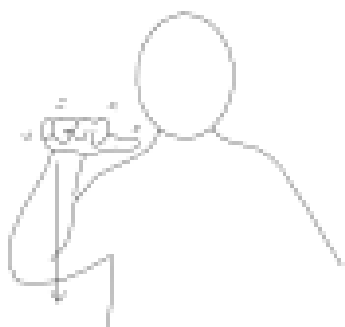


spider

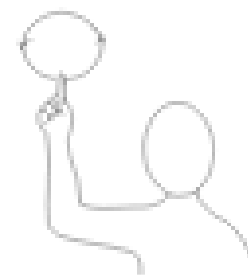


spider

Print two sets to match



spider



sun



rain



Thumb tips rub
along fingertips from
little finger Use both
hands for emphasis

dry